

## Operation Instruction for Phone Software.

First, please scan the QR code to download the software. You can also open the Google Store, search for RHX Plus, download and install it directly.



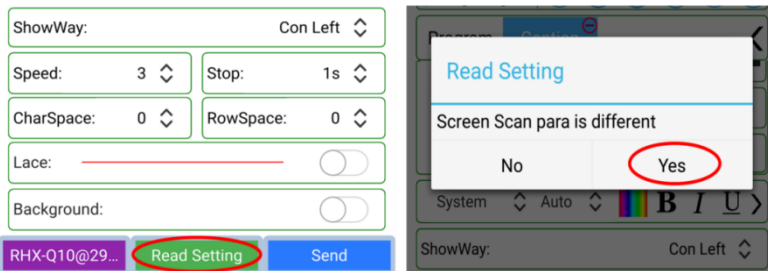
(Long press to identify QR code)

### Detailed description of software operation

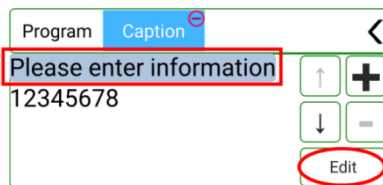
The first step is to connect the control card, open the software, click the find button, open the mobile phone Wi-Fi system, and connect to the control card starting with RHX-Q8.



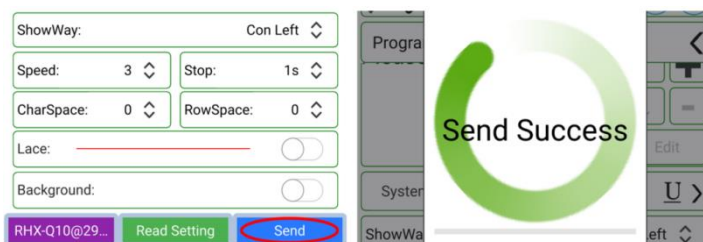
The second step is to read back the program. Click to read back the program. Read back the screen parameters and program information in the control card.



The third step is to edit the content. Please enter the information to be displayed in the editing area.



The fourth step is to send the program. Click the send button in the lower right corner of the software to send the program.



If somewhere need input password ,try 66668888



GGM Gastro International GmbH  
Weinerpark 16  
D-48607 Ochtrup

[www.ggmgastro.com](http://www.ggmgastro.com)      [info@ggmgastro.com](mailto:info@ggmgastro.com)  
+49 2553 7220 0