

COMMERCIAL ELECTRICAL HOT WATER AND TEA BREWING MACHINES

USER MANUAL

MODELS: TKRM12 - TKRM22



1.PRESENTATION

Dear user;

Our best thanks to you about you to choose our product and trust in us. Our products are used in lots of domestic cities like your choice. Our product is manufactured according to the standard rules. We kindly remind that you to read the user manual carefully for having the best performance against your expectations from the product and using for long time and be sure the other users read it, too. Please care about the rules written below before calling the service.

2.WARNINGS

Please read this manual carefully and be sure the other users read it, before the product is installed and operated for first. The product will be out of warranty if you operate the device without reading the user manual. The user manual should be written carefully to install, use and the maintenance of the product that you have bought. The electrical circuit that you will plug in your product, should be suitable for the legislations. The faults are in your responsibility which are occurred by your electrical circuit. Please call the authorized service to have more information about the subjects that you have doubts or misunderstand. We wish you to have the best performance from the product. You will be charged when you want service next to you about this product.

3.DESCRPTION AND PURPOSE OF THE PRODUCT

The device is produced to make and serve tea and hot water which is used in the industrial kitchen services (collective food services, restaurants, touristic places, buffets and etc.)

4. SAFETY DETAILS

- The device works with 220-230 Volt ~ 50-60 Hz electricity.
- If the electrical cable is damaged please contact with the service.
- The device should be switched off before plugged into the electricity.
- The all flammable solid and liquid materials (cloth, alcohol kinds, petrochemical materials, wooden materials, plastic materials and curtain) should be removed from the area that the device is operated.
- Do not clean the product under flowed and pressured water.
- The device can be used together with our other products in the same product serie. There has to be at least 30 cm between the each product.
- The device should be located and operated in a suitable for legislation and well aired place. Please check the instructions before locating and operating the device.
- The device is produced to use for industrial purposes and should be used by the well educated person.
- Noone should try to fix the device except the producer and the authorized service.
- If any flame occurs next to the device in the close location, please shut down the gas valves and the circuit breaker with out any panic. Use fire extinguisher. Never use water to extinguish the flame.
- The device should be plugged into the grounded socket out. Be sure that you have grounded line in your electricity circuit.
- All user should read the user manual.
- Keep away from the children.
- Do not use the device out its main purpose.
- Do not close the air flow holes of the device.
- The device should be located on a non-flammable surface.
- Do not operate it next to the hot machines.
- It has to be operated in a well aired place.
- Do not operate it under the sunlight directly.
- Do not operate the device with out any water. Otherwise the device becomes out of warranty.
- The lime on the resistance should be cleaned. Otherwise the device gets cracked and becomes out of warranty. Only use vinegar or lemon salt to clean the lime.
- Do not carry the device when it has hot water in it.
- Do not insert any conductive or insulation material inside of the device.
- Do not fill the tank with water more than the requirement.
- Please use heat resistant glove against its hot surfaces.

WARNING: There is a special resistance protect system in the series of Elegance, Deluxe, Gold, Hidden Resistance, Jumbo Boilers and The Boiler with Double Tea Pots. This system works as to warn and alarm the user and, cut off the electricity for a short time to protect the resistance. This system is activated when the water runs out by the time while the device is working. If the device is not cared it will be damaged and out of warranty. The system does not become activated when the device is operated without any water. That is why, the resistance is not been protected and the device becomes damaged and out of warranty.

The device becomes out of warranty against damage caused by lime when it is not cleaned.

5. USING THE DEVICE

5.1. FIRST USE:

- Unpack the device from its box and check if it is damaged or not. Do not operate it if it is damaged..
- Take out the protection bands if there is.
- Clean well and carefully the parts of the device which touch directly to the food.
- Clean the device with dish detergent and dry it. do not let the water touches to the electrical parts.
- Do not clean the device in a dish washer.

5.2. USAGE:

- Plug in the device to the electricity socket out. Be sure the thermostat is switched off.
- Fill the water tank with the required amount off water.
- Put the tea into the tea pot.
- Set the thermostat as 110°C. It takes time about 1 hr according to the volume.
- Turn backward the thermostat button till the indicator light turns off when the water is boiled. the heater turns on / off automatically.
- Put the hot water into the teapot via using a cab after the water is boiled, till the water does not overflow from the teapot. Put water instead of the taken one.
- Always there has to be water in the water tank. Otherwise the device should be damaged.
- A few minutes later, the tea becomes brewed and ready to serve.
- Please switch off the thermostat after the service ends.
- Please plug out the device from the electricity socket out when it is out of use.
- The tea pot should be empty and cleaned.
- The device should be located on a flat surface.
- There are two teapots with The Boiler with Double Tea Pots. One is in the device and the other one on the device.
- The brewing is made as above described.
- For The Digital Models, adjust the device as 100°C then automatically the device adjusts the temperature at 97°C by itself and keeps drinkable warmth. That is the way to save energy. The brewing is made as above described.
- For the Jumbo Models, the water is boiled in the water tank and the tea is put into the teapots. The brewing is made as above described.

5.3. CLEANING:

- Plug out the device from the electricity socket before cleaning.
- The teapot should be cleaned very well after every use.
- Do not flow water to the electrical parts. Clean the main body with a wet cloth.
- Do not clean the main body under flow water.
- Clean the lime on the resistance using via vinegar or lemon salt. If you use any chemical cleaner the device will be damaged and out of warranty. If the lime is not be cleaned the device will be out of warranty.

5.4. CARRYING AND MOVING

- Plug out the device from the electricity socket before carrying.
- It can be carried by human power.
- Do not bump or drop the device while you carry it.

5.5. MONTAGE:

- The under set desk should be parallel with the ground and have adjustable legs when the device is use on it.
- The electricity circuit should be checked by authorized person and has to be connected to the circuit breaker that located at least 170 cm height.
- The electricity circuit should have a leakage current breaker as 30 mA.
- The device should be used with grounded electricity circuit.

5.6. EFFICIENCY USE

- Switch off the device when it is out of use.
- Always keep the device clean.
- Please obey the directives written in the user manual.
- At 24 °C, you can have the best performance from the device.
- The device can work between -5 and +40 °C.

6. CLEANING AND MAINTENANCE

6.1. CLEANING:

- Clean the out surface with a sponge via using dish detergent and dry it out after every end of service beginning the first use.
 - Do not use nitric acid or any kind of CHEMICAL MATERIALS to clean the device.
 - Clean the lime on the resistance using via vinegar or lemon salt. If you use any chemical cleaner the device will be damaged and out of warranty.
- Allways clean the lime.

6.2. MAINTENANCE:

- Before any maintenance plug out the device from the electricity socket.
- Worn off parts should be replaced with the original exparts.
- The periodical maintenance should be done by the user.
- We recommend to maintenance for about per every 2 months according to the using frequency.
- It will be charged to user for maintenance even the device is warranty.

6.3. LIFE OF THE DEVICE

The life of the device is about 10 years if it is used according to the recommendations in the user manual.

6.4. FAULTS AND FAULT SOLUTIONS

1- The device is connected to the electricity socket out but it is not working!

- Check the main circuit breaker,
 - Check the electric cable of the device,
 - Check the thermostat,
 - If the problem still continuous please call the authorized service.
- Do not struggle to fix it by your self.

2- There is not any water or tea from the taps!

- Disassemble the top of the tap and clean it.

3- The tap is dripping!

- Turn the top of the tap to clockwise direction. If it is still dripping change this with a brand new one.

3- The device is not warming up!

- The resistance has been calcified. The lime on the resistance should be cleaned.

NOTE: The resistance with lime, spends %100 more electricity.

6.5. SERVICE AND EXPART POINT

You can find all communication information about our services in the link below.

www.gmgastro.com

7. TECHNICAL PROPERTIES AND THE LABELS

Code	Liter	Product Dimensions	Weight	Power
TKRM12	12 lt	410*345*520mm	4 kg	1750 W
TKRM22	22 lt	465*410*580mm	5,5 kg	2200 W

ELECTRIC TEA MACHINE



Article Code: TKRM12

Model: 120 GLASSES STANDART (12 lt)

Voltage.....: 220 - 230 V 50-60 Hz

Nominal Current.....: 9 A

Power.....: 2000W

Product Class.....: I / IP 20

Weight.....: 4 KG

Dimension.....: 320X315X460 mm

Serial No:

ELECTRIC TEA MACHINE



Article Code: TKRM22

Model: 250 GLASSES STANDART (22 LT)

Voltage.....: 220 - 230 V 50-60 Hz

Nominal Current.....: 10 A

Power.....: 2200W

Product Class.....: I, / IP 20

Weight.....: 5 KG

Dimension.....: 370X350X510 mm

Serial No:



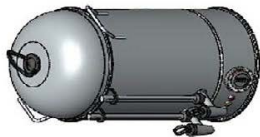
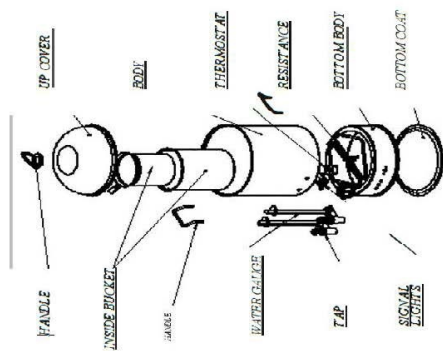
WARNING! GROUNDLED ELECTRICITY CIRCUIT HOT SURFACE

8. PARTS DESCRIPTION

ggm gastro
INTERNATIONAL

PRODUCT CODE : TKRM22

STANDARD TEA MACHINE 22 lt

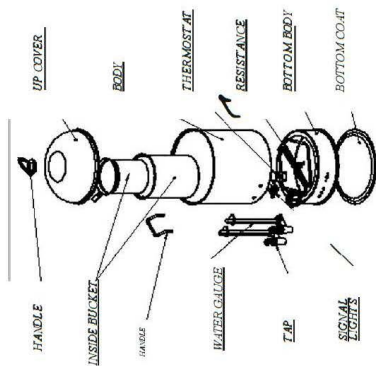
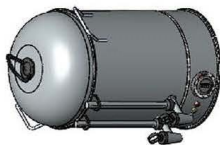


8. PARTS DESCRIPTION

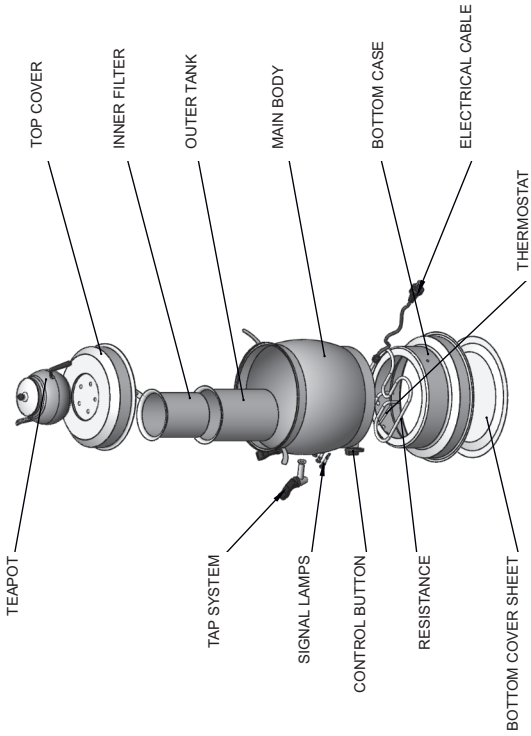
ggmgastro
INTERNATIONAL

PRODUCT CODE : TKRM12

STANDARD TEA MACHINE 12 lt



8.2 PARTS DESCRIPTION





GGM Gastro International GmbH
Weinerpark 16
D-48607 Ochtrup

www.ggmgaastro.com info@ggmgaastro.com
+49 2553 7220 0