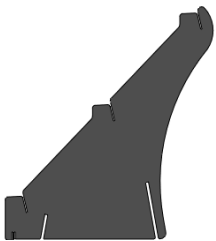
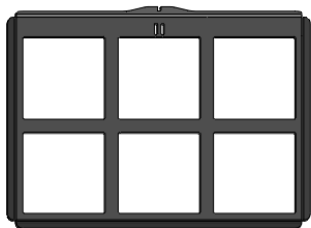


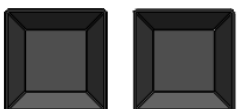
Nr. 1 und Nr. 2: Bein



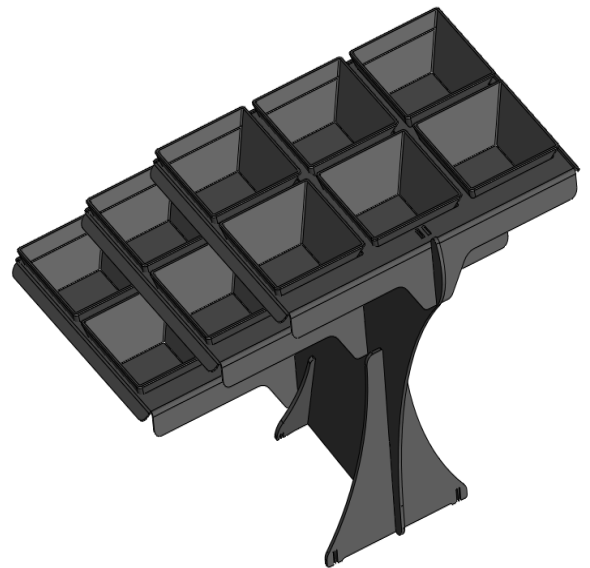
Nr.:3 Hauptkörper



Nr.:4 Schälenaufsatz

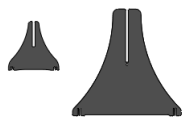


Nr.:5 Melamin

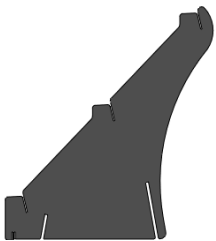


Befestigen Sie das Bein ( Nr. 1 + Nr. 2) am Körper ( Nr. 3). Hängen Sie dann den Schüsselaufsatz (Nr. 4) ein. Setzen Sie das Melamin auf den Schüsselaufsatz (Nr. 5).


### ETEGERE SEA 3 TIERS 18 HOLES



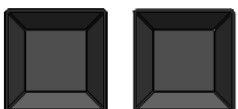
No:1 and No:2 Leg



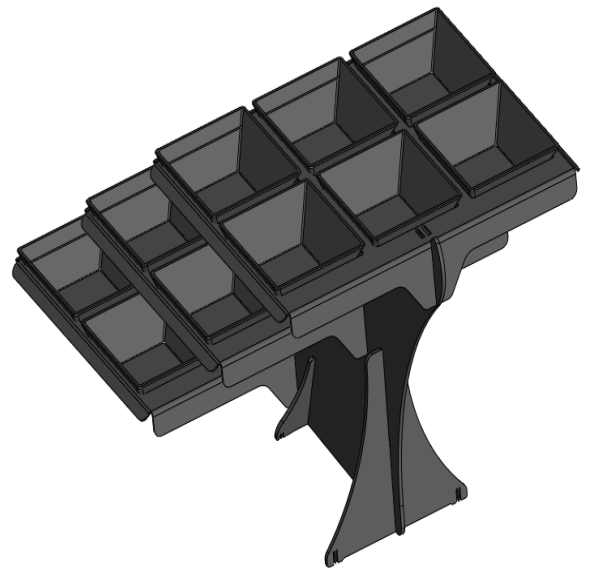
No:3 Main body



No:4 Bowl attachment



No:5 Melamine



Attach the leg ( No:1 + No:2) to the body ( No:3). Then hang bowl attachment ( No: 4 ). Set the melamine on the bowl attachment (No:5)