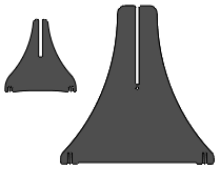
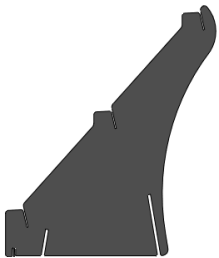



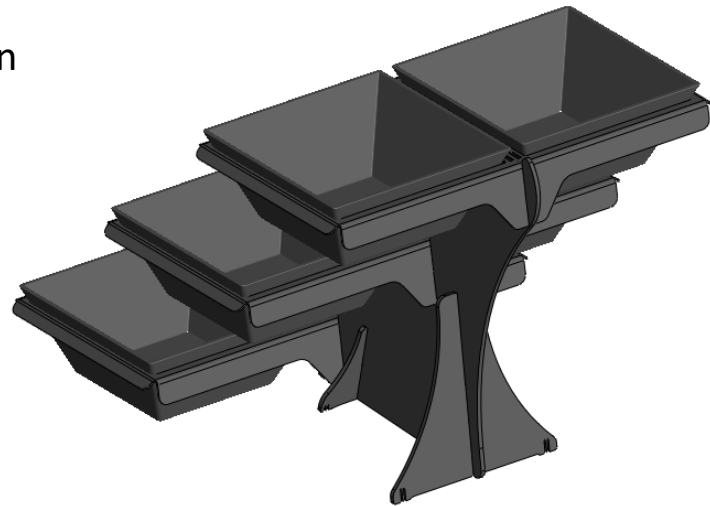
ETEGERE MEER 3 ETAGEN 6 LÖCHER




Nr. 1 und Nr. 2: Bein



Nr.:3 Hauptkörper



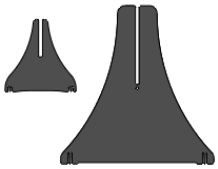
Nr.:4 Schalenaufsatz



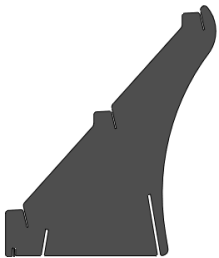
Nr.:5 Melamin

Befestigen Sie das Bein (Nr. 1 + Nr. 2) am Körper (Nr. 3).
Hängen Sie dann den Schüsselaufsatz ein (Nr: 4).
Setzen Sie das Melamin auf den Schüsselaufsatz (Nr. 5).


ETEGERE SEA 3 TIERS 6 HOLES




No:1 and No:2 Leg



No:3 Main body



No:4 Bowl attachment



No:5 Melamine

Attach the leg(No:1 + No:2) to the body (No:3). Then hang bowl attachment (No: 4). Set the melamine on the bowl attachment (No:5)