





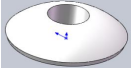
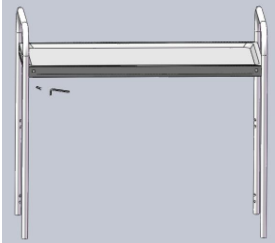
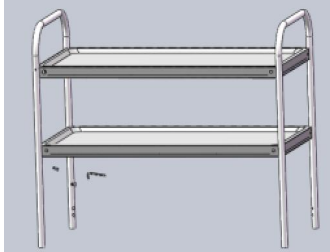


Three layer trolley Spare parts list & Instruction Manual

NO.	Description	Quantity	Photo
1	Pan	3 PCS	
2	Handle	2 PCS	
3	Screw Driver	1 PCS	
4	Wheel with brake	2 PCS	
5	Wheel without brake	2 PCS	
6	Screw M6* 20MM	24 PCS	
7	Protection ring	4 PCS	
First Step			Second Step
			
Third Step			Fourth Step
