

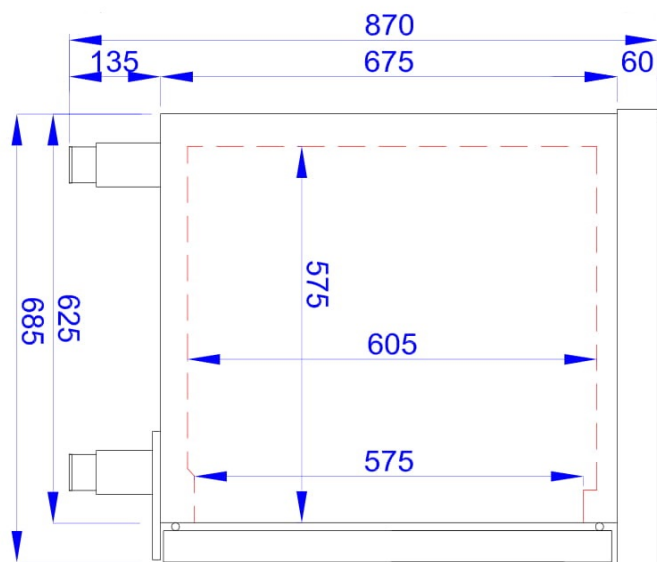
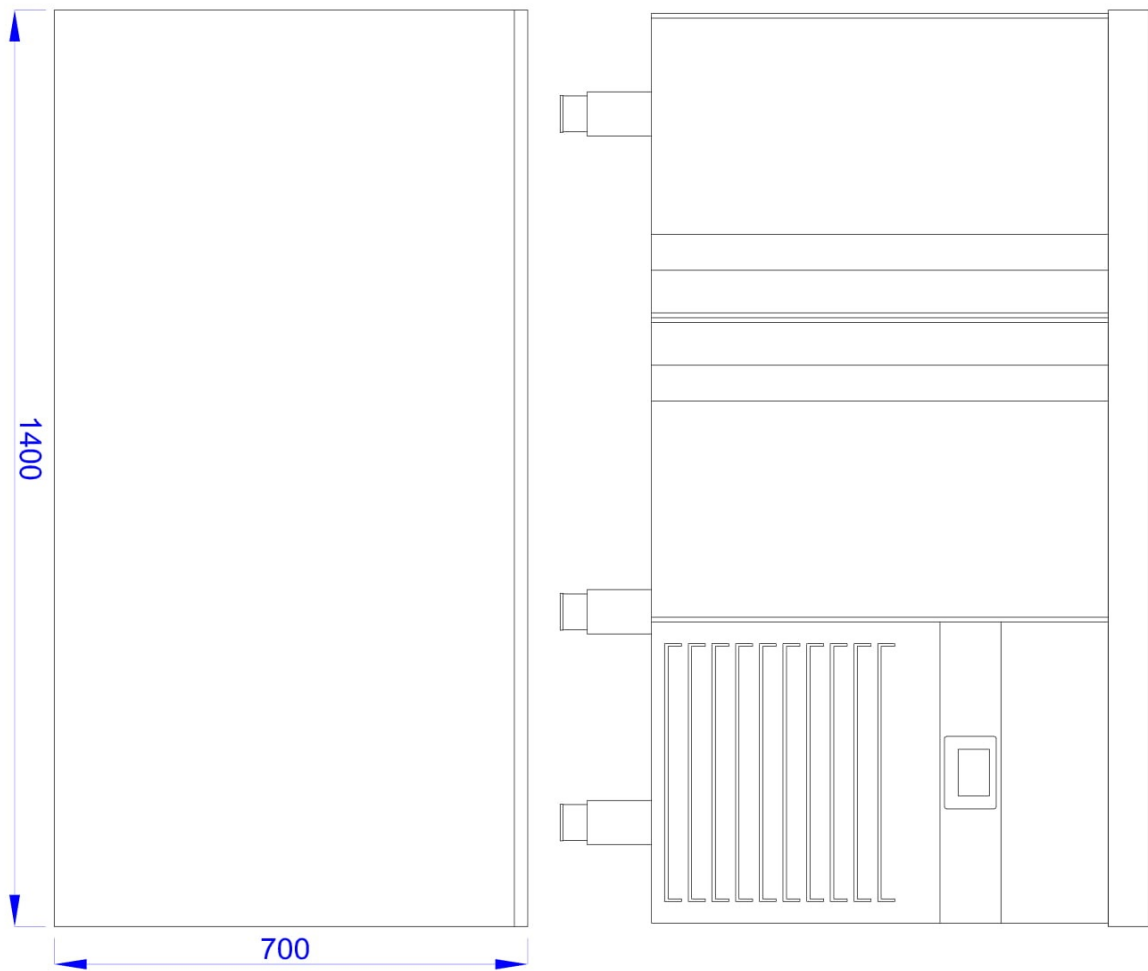
GTF147ND

MATERIAL AND TECHNICAL CHARACTERISTICS MANUEL

INDEX :

- 1. KARAKTERİSTİK / CHARACTERISTICS**
- 2. INSIDE , OUTSIDE DIMENSIONS**
- 3. EXPLODED VIEW**
- 4. SPARE PART LIST**
- 5. GAS AND ELECTRICAL SCHEMA**





CHARACTERISTIC SPECIALITIES

Climate Class	:E
Safety Class	:1
Working Temperature C	:-22C / -10C
Thermostate Set Temperature	: -20 C
Environment Temperature	:+42C
Environment Moisture Propertion	:%65
Energy Consumption	:0,38 KW/h
Power	:0,4 KW
Voltage- Frekans	:240V / 50 Hz

ACCESORIES AND CONTROL SWITCHES

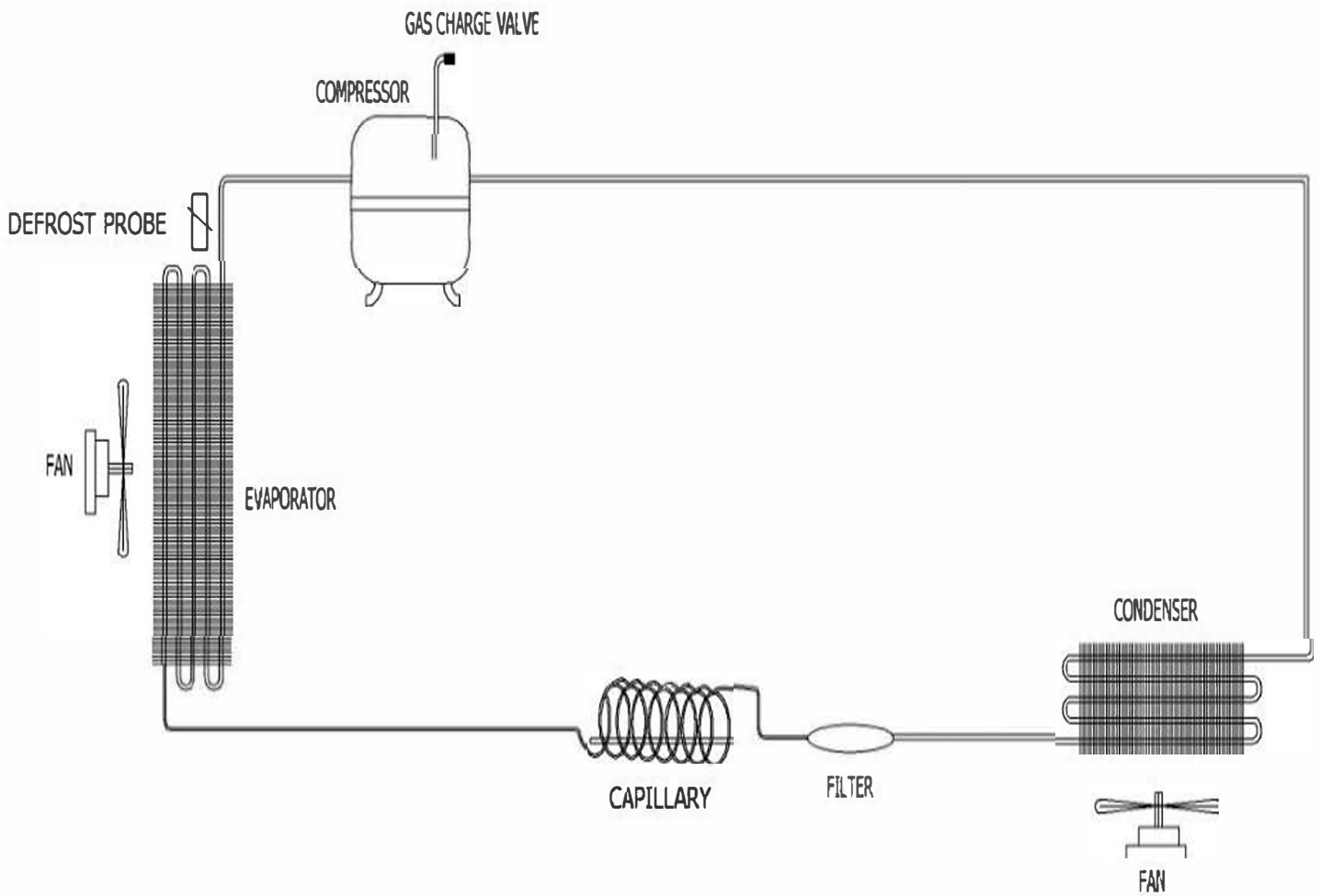
Digital Thermometer	: EVC SPECIAL DIGITAL
Energy Lamp	: Ad / PCC
Power Switch	: Ad / PCS1
Hinges Group	: Ad / PCS2
Stand	: 4 PCS STAINLESS STEEL FEET
Shelf	:2 Unts Plastic Coated Shelf

TECHNICAL CHARACTERISTICS

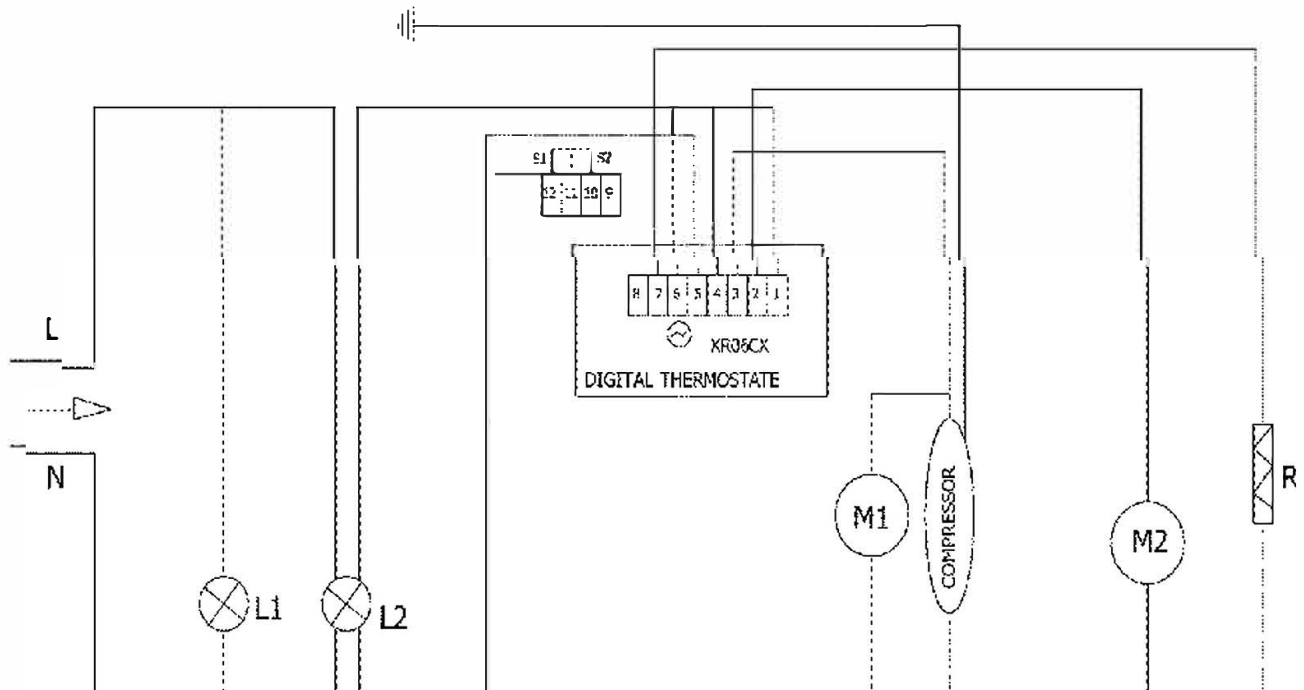
Outside Dimensions	: 1400x700x870mm
Inside Dimensions	: 830x562x605mm
Package Dimensions	: 1500x800x1100mm
Inside Volume	: 281 lt
Gross Weight	: 160 kg
Net Weigt	: 150 kg
Outside Body	: 0,60 mm INOX 430 SB+PVC
Inside Body	: 0,50 mm INOX 430 MAT+PVC
Insulation Metarial Thicnes	: 60 mm
Insulation Metarial Volume	: 42 Kg / m3 +/-1
Compresor	: NT 2168 U
Condanser	: 3/4 Hp Davlumbazlı kondanser-R290
Condanser Fan	: 16 WATT ELCO FAN
Evaporatör	: LTV tip evap / LTV type evap
Evaporatör Fan	: KELLIMOTOR EVAPORATOR FAN
Dryer	: 30 gr 15002SGDR02 Çift Girişili
refrigerator Gas	: R290
Ref. Gas Quantity	: 120 gr
Certifications	: TS 2225 EN 60335-2-4' ye uygundur.
Serial No	: Ambalajlı Halde Okunacak Şekilde Uygun Yere Yazılır / Packed And Easy Read
Packing	: Alta Tahta Palet, Karton ve Havalı Naylon İçinde / Wooden Palet İs Down And Covered
Quality Time	: Kullanım Noktasına Ulaşımından İtibaren İmalat Hatalarına Karşı 2 Yıl. Her Ürün İle Garanti Belgesi ve Yetkili Servis Listesi Mevcuttur. / 2 Years After arriving the end user point. Warranty Certicate and User Manuel With the Unit.

SPARE PART LIST

NO		MATERIAL NAME	ADET QTY
1		COUNTER DOOR (GGM)	2
2		DOOR GASKET	2
3		LOWER HINGE BRACKET	2
4		COUNTER HINGE KIT	2
5		UPPER HINGE	2
6		UPPER HINGE PIN	2
7		PLASTIC HINGE BUSHING	2
8		PROBE - 1,5mt	1
9		PROBE - 3mt	1
10		PLUG CABLE	1
11		PROBE COVER	2
12		STAINLESS STEEL LEG	5
13		SHELF-CGN 530x333	2
14		SHELF-GUIDE-CGN 530m	4
15		SHELF STANDARD- BACK	2
16		SHELF STANDARD- SIDE	4
17		SHELF STANDARD- MIDDLE	2
18		CONDANSER FAN PLASTIC GRILL	1
19		16W ELCO FAN MOTOR	1
20		3/4 Hp CONDENSER R290	1
21		200W RESISTANCE	2
22		COMPRESSOR DRAIN PAN	1
23		DRYER	1
24		COMPRESSOR-- NEU 2168 U	1
25		CGN-BGN WIRE MID SHELF	1
26		KELLIMOTOR EVAPORATOR FAN	2
27		EVAPORATOR	1
28		EVAPORATOR WATER PAN	1
29		CANOPY BGN-EVC	1
30		TOUCH CONTROL DIGITAL	1
31		DIGITAL LABEL	1
32		POWER SWITCH	1
33		EVC SPECIAL DIGITAL	1
34		ON-OF SWITCH	1
35		MAGNETIC HINGE	2
36		CANOPY HINGE	1
37		WHEEL WITHOUT BRAKE	3
38		WHEEL WITH BRAKE	2
		EVAPORATOR GROUP	



HORIZONTAL REFRIGERATORS NORMAL ELECTRICAL SCHEMA



XR06CX : DIGITAL THERMOSTAT
 M1: CONDENSER FAN MOTOR
 M2 : EVAP FAN MOTOR
 S1 : ROOM PROB
 S2 : EVAPORATE PROB

L1 : POWER LAMB
 L2 : ON OFF LIGHT
 R: EVAPORATE REZISTANCE