


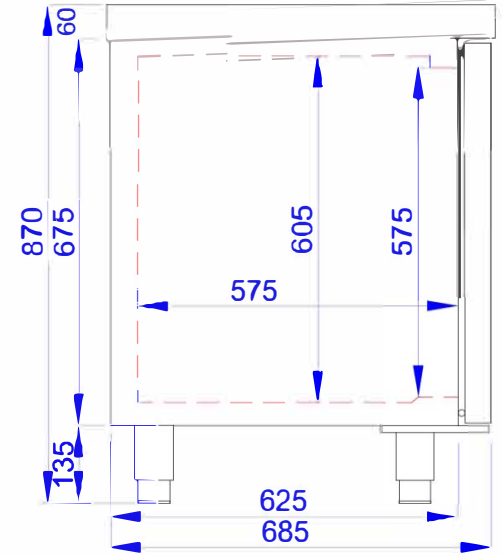
GTF227ND

MATERIAL AND TECHNICAL CHARACTERISTICS MANUEL

INDEX :

- 1. CHARACTERISTICS**
- 2. INSIDE , OUTSIDE DIMENSIONS**
- 3. EXPLODED VIEW**
- 4. SPARE PART LIST**
- 5. GAS AND ELECTRICAL SCHEMA**





CHARACTERISTIC SPECIALITIES

Climate Class	:E
Safety Class	:1
Working Temperature C	:-22/-10 C
Thermostate Set Temperature :-20 C	
Environment Temperature	:+43C
Environment Moisture Propertion :%65	
Energy Consuption	:0,45 KW/h
Power	:0,40 KW
Voltage- Frekans	:240V / 50 Hz

ACCESORIES AND CONTROL SWITCHES

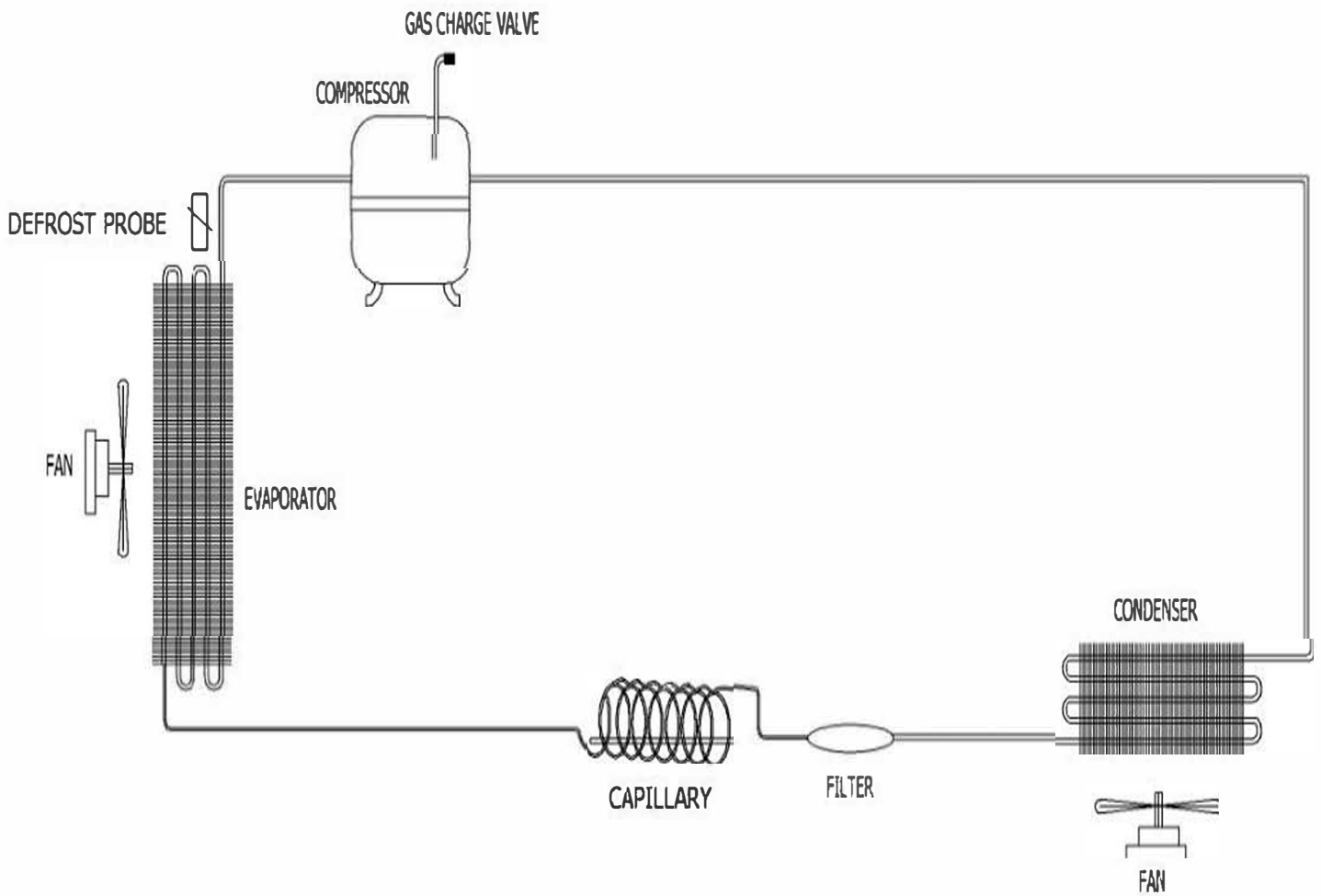
Digital Thermometer	: Digital Thermometer
Energy Lamp	: Ad / PCC
Power Switch	: Ad / PCS1
Hinges Group	: Ad / PCS4
Stand	: Ad/PCS 6 Paslanmaz Ayak / + stainlies Steel Stand
Shelf	:4 Ad.Plastik Kaplı Raf / 4 Unts Plastic Coated Shelf

TECHNICAL CHARACTERISTICS

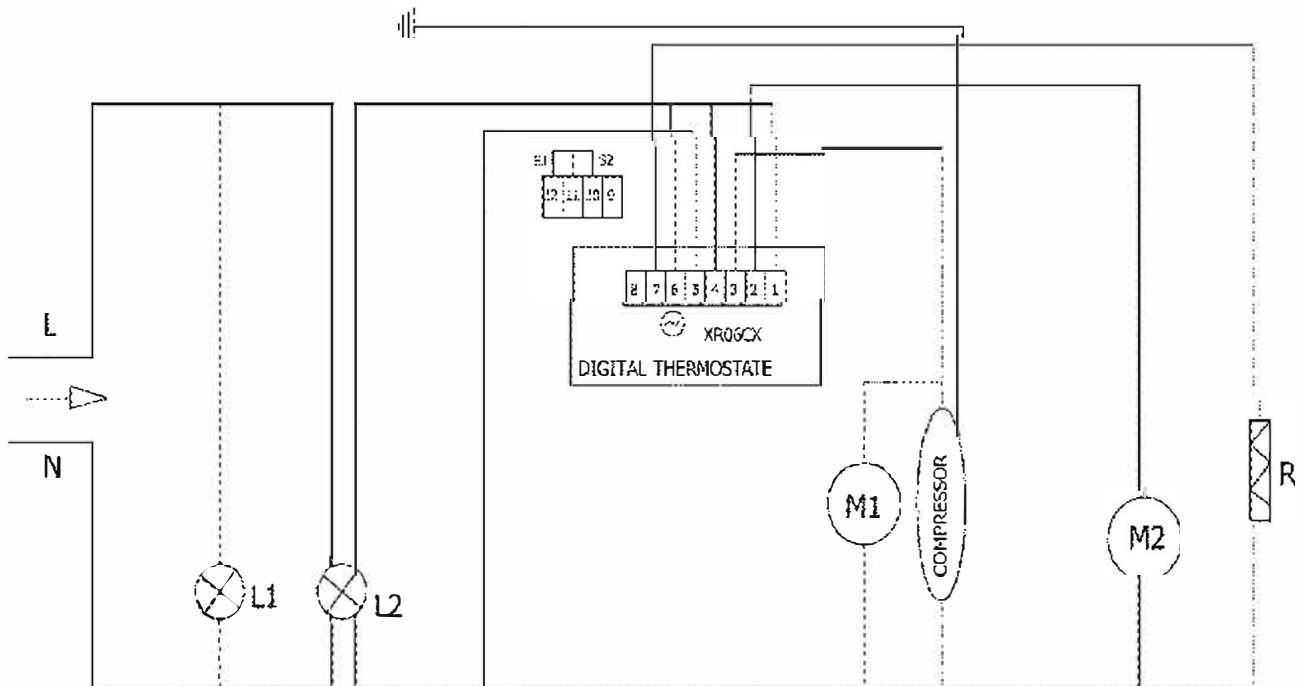
Outside Dimensions	: 2230x700x870mm
Inside Dimensions	: 1760x562x605mm
Package Dimensions	: 2430x800x1100mm
Inside Volume	: 632 lt
Gross Weight	: 220 kg
Net Weigt	: 200 kg
Outside Body	: 0,60 mm INOX 430 SB+PVC
Inside Body	: 0,50 mm INOX 430 MAT+PVC
Insulation Metarial Thicnes : 60 mm	
Insulation Metarial Volume : 42 Kg / m3 +/-1	
Compresor	: NT2180U-(1/2 hp)-R290
Condanser	: 3/4 HP Davlumbazlı kondanser-R290
Condanser Fan	: 16 WATT ELCO FAN
Evaporatör	: LTV tip evap / LTV type evap
Evaporatör Fan	: KELLIMOTOR Evaporator Fan
Dryer	: YES
refrigerator Gas	: R290
Ref. Gas Quantity	: 130 gr
Certifications	: TS 2225 EN 60335-2-4' ye uygundur.
Serial No	: Ambalajlı Halde Okunacak Şekilde Uygun Yere Yazılır / Packed And Easy Read
Packing	: Alta Tahta Palet, Karton ve Havalı Naylon İçinde / Wooden Palet İs Down And Covered
Qualty Time	: Kullanım Noktasına Ulaşımından İtibaren İmalat Hatalarına Karşı 2 Yıl. Her Ürün İle Garanti Belgesi ve Yetkili Servis Listesi Mevcuttur. / 2 Years After arriving the end user point. Warranty Certicate and User Manuel With the Unit.

BPARE PART LIST

NO			PART NAME	ADET QTY
1			COUNTER DOOR (GGM)	4
2			DOOR GASKET	4
3			LOWER HINGE BRACKET	4
4			COUNTER HINGE KIT	4
5			UPPER HINGE	4
6			UPPER HINGE PIN	4
7			PLASTIC HINGE BUSHING	4
8			PROBE - 1,5mt	1
9			PROBE - 3mt	1
10			PLUG CABLE	1
11			PROBE COVER	2
12			STAINLESS STEEL LEG	6
13			SHELF-CGN 530x333	4
14			SHELF-GUIDE-CGN 530m	8
15			SHELF STANDARD- BACK	6
16			SHELF STANDARD- SIDE	6
17			SHELF STANDARD- MIDDLE	4
18			CONDANSER FAN PLASTIC GRILL	1
19			16 W-FAN MOTOR	1
20			3/4 HP CONDENSER R290	1
21			200W RESISTANCE	4
22			COMPRESSOR DRAIN PAN	1
23			DRYER	1
24			COMPRESSOR NT 2180 U	1
25			CGN-BGN WIRE SHELF	3
26			KELLI MOTOR EVAPORATOR FAN	4
27			EVAPORATOR	2
28			EVAPORATOR WATER PAN	1
29			CANOPY BGN-EVC	1
30			TOUCH CONTROL DIGITAL	1
31			DIGITAL LABEL	1
32			POWER SWITCH	1
33			EVC SPECIAL DIGITAL	1
34			ON-OF SWITCH	1
35			MAGNETIC HINGE	2
36			CANOPY HINGE	1
37			WHEEL WITHOUT BRAKE	3
38			WHEEL WITH BRAKE	3
39			WATER PROOF DIGITAL	1



HORIZONTAL REFRIGERATORS NORMAL ELECTRICAL SCHEMA



XR060CX : DIGITAL THERMOSTAT
 M1 : CONDENSER FAN MOTOR
 M2 : EVAP FAN MOTOR
 S1 : ROOM PROB
 S2 : EVAPORATE PROB

L1 : POWER LAMB
 L2 : ON OFF LIGHT
 R : EVAPORATE REZISTANCE